




**HEIN | LEHMANN**

# **CUSTOM-MADE BELT SOLUTIONS**

Conveyor belts from HEIN, LEHMANN




# CONTENT


## Wire belts

Group 100/200 - Spiral wire link belts/flat, round wire link belts	4–5
Group 300/400 - Wide spiral wire link belts	6–7
Group 500/550 - Wire mesh belts	8–9
Group 700 - Interlaced bar belts	10–11
Group 800 - Wire link belts	12–13
Group 900 - Crossrod belts	14–15
Group 1300 - Wire mesh link belts	16–17
Examples of use	18–19
Our promise	20–21





Group 100  
Spirals made of flat wire



Group 200  
Spirals made of round wire

## GROUP 100/200

### Spiral wire link belts in alternating construction

Depending on the configuration, belts from groups 100 and 200 are tightly wound spiral, round or flat wire link belts. They consist of spirals and crossbars that are connected to each other.

#### FEATURES:

- Largely straight belt run due to alternating right and left spirals
- High tensile loads possible because the total cross section is large due to the tightly wound spirals
- Small roller diameters are possible for belts with chains

#### MATERIALS


Unalloyed and low-alloy steels, bright, copper-plated or galvanised, rust- and acid-resistant chrome and chrome-nickel steels as well as highly heat-resistant chrome and chrome-nickel steels.

Other materials available on request.


### Edge finishes




S = Looped edge



Sa = Flattened looped edge



B = Bent edge




K = Welded head edge




Z = Chain with welded end or disc and split





Group 300  
Spirals made of flat wire  
or flat oval wire



Group 400  
Spirals made of round wire

## GROUP 300/400

### Wide spiral wire link belts in alternating construction

Groups 300/400 comprise widely wound spiral wire link belts with spirals and crossbars connected together.

#### FEATURES:


- Largely straight belt run due to alternating right and left-hand spirals
- Precise locking of the spirals thanks to corrugated crossrods
- Large open area, therefore good passage of air and liquids
- Smooth running and movable

#### MATERIALS


Unalloyed and low-alloy steels, bright, copper-plated or galvanised, rust- and acid-resistant chrome and chrome-nickel steels as well as highly heat-resistant chrome and chrome-nickel steels.

Other materials available on request.


### Edge finishes




K = Welded head edge



S = Looped edge



Sa = Flattened looped edge




B = Bent edge




Zk = Chain with welded end





Group 500  
Made of flat spirals



Group 550  
From round spirals

## GROUP 500/550

### Woven wire belts

The products from groups 500/550 are belts consisting exclusively of interwoven spirals. They are braided on one side or are composed of alternating right and left braided sections, whereby the distance between the connecting crossrods should be approx. one third x roller circumference.

#### FEATURES:


- Better belt run than with one-sided braiding direction thanks to alternating braiding direction
- Good passage of air and liquids through the large open area
- Relatively small wire contact areas
- Smooth running in the joints

#### MATERIALS


Unalloyed steels, bright or galvanized. Rust and acid-resistant chromium and chromium-nickel steels.

Other materials available on request.


## Edge finishes



Bent



Special design – three-fold edge reinforcement



K = welded edge



Special design – lateral chain with welded end





Group 700  
Belt with interlaced bars

## GROUP 700

### Belts with interlaced bars

Interlaced bar belts from group 700 consist of interwoven, bent rods. This design of HEIN, LEHMANN belts not only offers a number of specific advantages but also a wide range of possible applications. The belts are used almost everywhere for transporting and handling light goods.

#### FEATURES:

- Almost unhindered passage of air, liquids or coating compounds, for example, due to the very large open area
- Low dead weight
- Low risk of clogging and easy cleaning, as the belt consists of only one layer


- Problem-free strip guidance through revolving grooved end rolls
- Positive drive is possible thanks to toothed rollers or wheels
- Deflection over very small radii possible
- Smooth running

#### MATERIALS

Spring steel or stainless chrome-nickel steels of material no. 1.4310.

Other materials available on request.

### Edge finishes



Simple terminal edge B  
(preferred)




Single terminating edge S



Reinforcing edge V  
with end edge S



Curved belt design for any  
curve area and different radii



Cams or troughs in various shapes,  
such as pointed or wide





Group 800  
Wire-link belt

## GROUP 800

### Wire link belts

Individual bent wire eyelets, which are each lined up on two straight crossrods.

- This is the characteristic of this belt group. If greater tensile forces are to be transmitted, the belts can be provided with lamellar strands which assume the belt tension that additionally occurs when transporting heavy goods.

#### PROPERTIES:

- Good passage of air and liquids thanks to the large open area
- Low risk of clogging and easy cleaning because the belt consists of only one layer
- Toothed rollers due to the positive drive


- Good belt guidance
- Relatively small roller diameters
- Smooth surface

#### MATERIALS


Unalloyed and low-alloy steels, bright, copper-plated or galvanised, spring steel, rust- and acid-resistant chrome and chrome-nickel steels as well as highly heat-resistant chrome and chrome-nickel steels.

Other materials available on request.

## Gap protections



Gap protection with wire rings



Loop to loop



Gap protection with under-welded wires



Gap protection with washers



Gap protection with sleeves

#### EDGE DESIGN:

La = Lamella edge  
Z = Bushing chain  
Zv = Tooth roller edge  
K = Welded head edge





Group 900  
Sprocket chain



Group 900  
Looped edge

## GROUP 900

### Crossrod belts

The crossrod belts from group 900 consist of straight crossrods with different edge designs.

#### FEATURES:

- Uniform transport and small deflection diameter via sprocket drive
- Large open area
- Easy to clean
- Curved (depending on edge design)

#### MATERIALS

Chrome nickel steel of material no. 1.4301

Other materials available on request.


### Edge design



Sprocket chain



Bushing chain




Looped edge



Custom-made:  
sprocket chain and filling spirals





Group 1300  
Simple belt edge

# GROUP 1300

## Wire mesh link belt

The belts from group 1300 consist of one-sided interwoven spirals and smooth crossrods. Their design makes them suitable for use in high temperature furnaces.

### FEATURES:


- Designed to withstand belt tension – even at high temperatures
- Large open area
- Relatively low dead weight

### MATERIALS


High heat resistant chrome and chrome-nickel steels as well as special grades.

Other materials available on request.


## Special designs




Continuously welded crossrods, which are bent laterally upwards




Closed gutter edge



Insert rails as reinforcement



Double spirals




Triple-reinforced belt edges





# APPLICATIONS



ARCHITECTURE AND DESIGN



FOOD INDUSTRY



HARDWARE



BEVERAGE INDUSTRY



TEXTILE INDUSTRY



GLASS INDUSTRY



# OUR PROMISE

We have the technical know-how when it comes to processing, separation and conveying technology and screening machines. We are experienced in the production of machines and components for processing and process engineering. Our knowledge is immense, after all, we have acquired it over decades. Against this background, we provide you with comprehensive and targeted advice on your requirements – right from the start.

HEIN, LEHMANN products are tailor-made, manufactured to the precise millimetre and partly hand-built, naturally by our experts. Whether for screening machines, CONIDUR® perforated plates, wedge wire screens, conveyor belts, or raw material screens:

We will find the right solution for every challenge - we promise!

HEIN, LEHMANN stands for:



Comprehensive  
expert advice



Industry-specific  
solution finding



Individual product  
planning



Customised product  
manufacturing



Accuracy of fit  
in every detail



Hand/built by  
experts



Long-life  
products



Sales follow-up  
management



## LET'S FACE IT TOGETHER.


Perhaps you have already noticed that we are proud of what the HEIN, LEHMANN family business has achieved over generations and decades. We are happy about what we are doing today and we look forward to what we will achieve together with you. You can be sure of the fact that employees and products from HEIN, LEHMANN set standards – worldwide.




# FURTHER PRODUCT GROUPS




CONIDUR® PERFORATED PLATES



WEDGE WIRE SCREENS



SCREENING MACHINES



RAW MATERIAL SCREENS



**CONTACT**  
Team Wire Conveyor Belts  
[drahtfoerdergurte@heinlehmnn.de](mailto:drahtfoerdergurte@heinlehmnn.de)  
+49 2151 375-928

**IMPRINT**  
  
HEIN, LEHMANN GmbH  
Alte Untergath 40  
47805 Krefeld  
  
[questions@heinlehmnn.de](mailto:questions@heinlehmnn.de)  
[www.heinlehmnn.de](http://www.heinlehmnn.de)



